

# RATHBONES MODEL PORTFOLIO SERVICE ON PLATFORMS



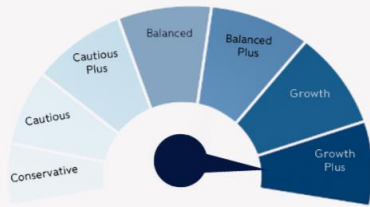
## Growth Plus Strategy – 30<sup>th</sup> April 2026

### Investment Objective

The portfolio aims to deliver a return of CPI +5% per annum, net of fees, over a minimum investment horizon of five years. This portfolio is suitable for retail investors with a high-risk tolerance who are willing and able to accept the potential loss of capital in pursuit of long-term capital growth.

### Portfolio Overview

This is a discretionary, actively managed portfolio with a high-risk profile, constructed using our Liquidity, Equity-type risk, and Diversifiers (LED) framework. The portfolio is invested in three Rathbones Asset Management building block funds specifically designed for the MPS service.



### Strategy information

Inception date: 22/09/2025  
 Number of underlying holdings: 125  
 Defaqto Risk Rating: 8



Previously rated as the Investec Wealth & Investment Platform MPS 2020-2025.

### Fees


Initial charge	0.00%
DFM Fee	0.00%
Portfolio Ongoing Charge Figure (OCF)	0.45%



**David Coombs \***  
Head of Multi-Asset Investments



**Will McIntosh-Whyte \***  
Fund Manager



**Andrea Yung \*\***  
MPS Investment Director

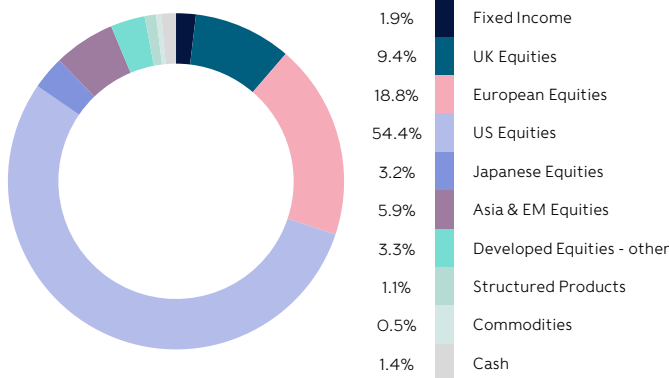
\*Rathbones Asset Management representative \*\*Rathbones Investment Management representative.

The models are managed by Rathbones Investment Management Limited. Rathbones Asset Management is responsible for the management of the underlying building block funds. Both entities are part of Rathbones Group plc.


In line with regulatory disclosure requirements there will be no performance data shown until we have a 12-month track record on the Growth Plus portfolio; this will be available after 30 September 2026.

## Portfolio Holdings as at 30/04/2026

### Portfolio Asset Allocation



### LED Breakdown

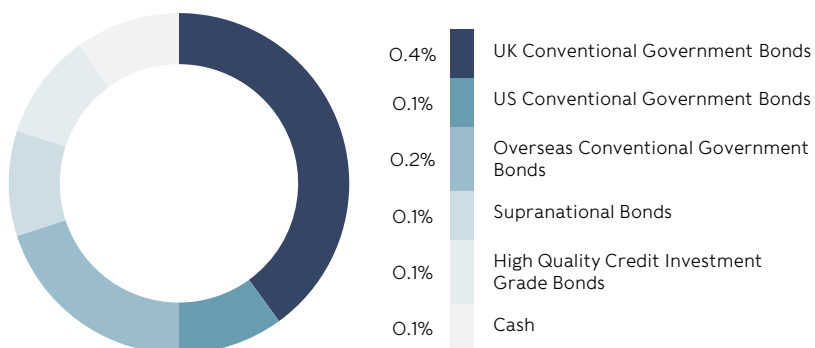


Figures may not sum to 100% due to rounding

## Portfolio Holdings Cont.

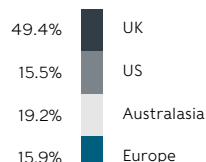
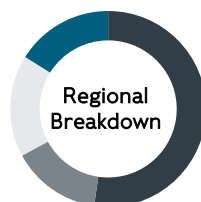
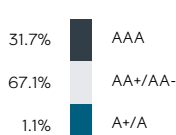
### Global Fixed Income Fund (L)

Assets that can be sold easily, low credit risk but may carry interest rate and currency risk.



#### Key figures

Duration	5.4yrs
Yield	4.1%
Average credit rating	AA+



#### UK Conventional Government Bonds **0.4%**

UK Treasury 0.625% 07/2035	0.08%
UK Treasury 0.875% 07/2033	0.08%
UK Treasury 1.625% 10/2028	0.01%
UK Treasury 1.75% 09/2037	0.07%
UK Treasury 3.25% 01/2033	0.07%
UK Treasury 4% 10/2031	0.02%
UK Treasury 4.125% 01/2027	0.06%

#### US Conventional Government Bonds **0.1%**

US Treasury 1.875% 02/2032	0.04%
US Treasury 3.875% 08/2033	0.04%
US Treasury 4.625% 02/2035	0.05%

#### Supranational Bonds **0.1%**

European Investment Bank 2.625% 09/2034	0.05%
European Investment Bank 2.75% 01/2034	0.05%

#### Overseas Conventional Government Bonds **0.2%**

Australia Treasury 1.75% 11/2032	0.04%
Australia Treasury 2.75% 06/2035	0.04%
New Zealand 4.25% 05/2034	0.03%
New Zealand 4.5% 05/2035	0.03%
Norway 3.75% 06/2035	0.04%

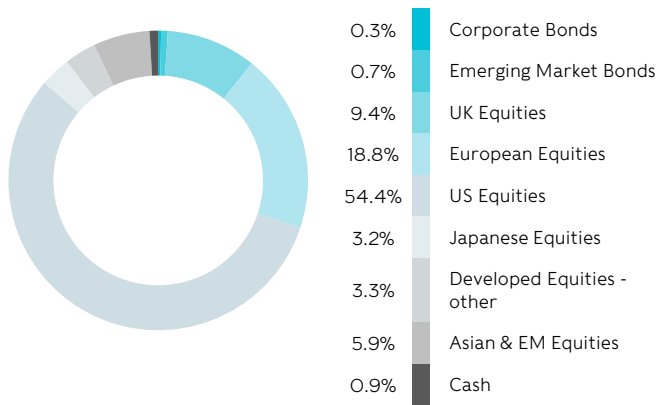
#### High Quality Credit IG Bonds **0.1%**

Clydesdale 4.625% 06/2026	0.02%
Commonwealth Bank 3% 09/2026	0.02%
National Australia Bank 3% 09/2026	0.01%
NATS Plc 1.375% 03/2031	0.01%
NATS Plc 6.375% 11/2027	0.01%
Royal Bank of Canada 4.875% 11/2030	0.01%
Santander 5.25% 02/2029	0.02%

## Portfolio Holdings Cont.

### Global Equity-Type Risk Fund (E)

Equities and all assets highly correlated with equities during periods of market stress.



### US Equities **54.4%**

Abbott Laboratories	1.03%
Alphabet	2.14%
Amazon	1.47%
American Tower	1.14%
Amphenol	1.36%
Apple	1.99%
Aptiv Holdings	0.94%
Boston Scientific	1.06%
Brown & Brown	1.08%
Cadence Design Systems	1.42%
Canadian Pacific Kansas City	0.49%
Caterpillar	1.10%
Chevron	1.22%
CME Group	1.18%
Coca-Cola Co	1.28%
Costco Wholesale	1.32%
CRH	1.27%
Deere & Company	1.00%
Ecolab	1.02%
Equinix	1.27%
Ferguson Enterprises	0.48%
Freeport-McMoRan	0.48%
Home Depot	1.05%
IDEXX Laboratories	1.09%
KKR & Co	1.32%
Linde	1.18%
Mastercard	1.27%
Microsoft	2.09%
Morgan Stanley	1.45%
Motorola Solutions	1.23%
NVIDIA	2.83%
O'Reilly Automotive	1.09%
Parker Hannifin	0.76%
Shopify	1.12%
Snowflake Inc	0.32%
SPDR Russell 2000 US ETF	2.69%
Stryker	0.95%
Sunbelt Rentals	1.10%
Thermo Fisher Scientific	1.13%
Ulta Beauty	0.99%
US Bancorp	1.34%
Visa	1.31%
Waste Management	1.21%
WEC Energy Group	1.14%

### Japanese Equities **3.2%**

Advantest	0.42%
BofA TOPIX 12.94% Callable Note Oct 2030	1.81%
Sony	1.01%

### Asia & EM Equities **5.9%**

AIA	1.27%
Alibaba	0.93%
HDFC Bank	1.00%
Singapore Telecommunications	1.06%
Taiwan Semiconductor Manufacturing Co	1.69%

### Corporate Bonds **0.3%**

RL Finance Bond 10.125% Perp	0.30%
------------------------------	-------

### Emerging Market Bonds **0.7%**

Romania 5.375% O3/2031	0.66%
------------------------	-------

### UK Equities **9.4%**

AstraZeneca	1.31%
Compass Group	1.16%
HSBC	0.99%
Legal & General	0.97%
London Stock Exchange	0.67%
RELX	1.05%
Rentokil Initial	0.95%
Shell	1.19%
SSE	1.09%

### European Equities **18.8%**

ASM International	1.43%
ASML	1.19%
Assa Abloy	1.10%
E.ON	0.55%
Eurofins Scientific	0.55%
Hermes	0.85%
Kion Group	0.32%
Lonza	1.10%
L'Oreal	1.24%
LVMH	0.46%
Morgan Stanley SMI Call Spread October 2030	1.85%
Novonisis	1.12%
Roche AG	1.11%
SAP	1.03%
Schneider Electric	1.31%
Siemens	1.31%
Thales Group	1.16%
TotalEnergies	1.16%

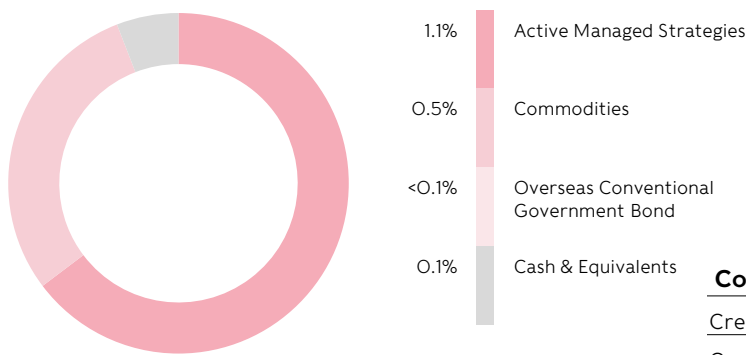
### Developed Equities - other **3.3%**

Barclays EuroStoxx/Nikkei 15.8% Flat Autocall Sep 2031	1.81%
Credit Agricole FTSE/Russell/Nikkei 7.5% Defensive Autocall June 2027	1.53%

## Portfolio Holdings Cont.

### Global Diversifiers Fund (D)

Assets with diversification potential demonstrated by low correlation to equities.



#### Actively Managed Strategies

**1.1%**

Bank of America European Catapult Strategy May 2028	0.18%
BNPP European Rates Volatility Gamma Weighted Oct 2027	0.06%
BNPP European Rates Volatility Notional Weighted Oct 2027	0.07%
Citi Commodity Curve Note Jun 2026	0.13%
GS Commodity Basis Momentum Strategy Sep 2027	0.10%
JP Morgan Orbital Dispersion Note Sep 2030	0.17%
Morgan Stanley Equity Quality Note Nov 2026	0.08%
RBC GBP Rates Accrual November 2035	0.09%
Société Générale VRR Index (US Rates Volatility) Aug 2027	0.17%

#### Commodities

**0.5%**

Credit Agricole Gold 15.75% Callable Oct 2030	0.10%
Credit Agricole Gold 16% Callable Oct 2030	0.06%
GS Enhanced Beta ex-Gold Strategy Sep 2027	0.09%
Invesco Physical Gold ETC	0.05%
iShares Physical Gold ETC	0.05%
Morgan Stanley 17.4% Copper Callable Jan 2031	0.08%
WisdomTree Core Physical Gold ETC	0.05%

#### Overseas Conventional Government Bond

**<0.1%**

Australia Treasury 1.25% 05/2032	0.04%
----------------------------------	-------

#### Cash Equivalents

**1.0%**

UK Treasury 0% 06/2026	0.10%
------------------------	-------

#### MPS Range

#### Defaqto Rating


Conservative	2
Cautious	3
Cautious Plus	4
Balanced	5
Balanced Plus	6
Growth	7
Growth Plus	8

#### KEY RISKS

- The value of your investment can go down as well as up so you could get back less than you invest.
- The portfolio may invest in assets which are denominated in currencies other than UK pound sterling. These investments may be affected by changes in currency exchange rates, which is known as currency risk.
- There is also a risk that an investment may not be easily sold without a significant loss in value due to an insufficient number of buyers in the market. This is known as liquidity risk.
- The portfolio may invest in emerging market equities. The risk of investing in emerging markets include potential political instability, rapid changes in economic conditions and less stringent regulatory frameworks for companies and governments in emerging markets. This can lead to higher investment uncertainty and significant investment losses.

This MPS portfolio solution is designed for clients of professional advisers. A copy of our Target Market Assessment is available upon request.

If you would like further information please do not hesitate to contact your local Business Development Director or email [MPSONplatforms@rathbones.com](mailto:MPSONplatforms@rathbones.com) and we will be pleased to assist you. If you are a client, please reach out directly to your financial adviser.



Issued and approved by Rathbones Investment Management Limited, which is authorised by the Prudential Regulation Authority and regulated by the Financial Conduct Authority and the Prudential Regulation Authority. Registered office: Port of Liverpool Building, Pier Head, Liverpool L3 1NW, Registered in England No. 01448919.

Rathbones Asset Management Limited is authorised and regulated by the Financial Conduct Authority. Registered Office: 30 Gresham Street, London, EC2V 7QN.