

Rathbones Asset Management
Greenbank Multi-Asset Portfolios
Contact us 020 7399 0399 ram@rathbones.com

Rathbone Greenbank Dynamic Growth Portfolio

Investment objective

We aim to deliver a greater total return than the Consumer Price Index (CPI) measure of inflation + 4%. There is no guarantee that this investment objective will be achieved over five years, or any other time period. Total return means the return we receive from the value of our investments increasing (capital growth) plus the income we receive from our investments (interest and dividend payments). We use the CPI + 4% as a target for our fund's return because we aim to grow your investment considerably above inflation.

The fund seeks a level of volatility that is five-sixths of the volatility of the FTSE Developed stock market index (or up to 15% above or below this level). As an indication, if global stock markets fall our fund value should be expected to fall by around five-sixths that amount. Because we measure volatility over a five-year period, some falls may be larger or smaller over shorter periods of time. We aim to limit the amount of volatility risk our fund can take because we want our investors to understand the risk they are taking in terms of the global stock market.

Sustainable multi-asset investing

Sustainable investing means different things to different people. For us, it's about creating long-term value for investors, society, and the environment. We aim for a clear approach, helping investors establish the fund's alignment with their values. This fund focuses on companies committed to sustainability, avoiding those that fail our strict criteria. We believe companies with strong environmental, social, and governance practices are better positioned to deliver long-term value. As shareholders, we engage with companies to encourage best practices and address any concerns. This product does not have a UK sustainable investment label because it does not have a specific sustainability objective, however this product does apply environmental and social criteria as set out in the fund's investment objective. For more information on the sustainability approach for this fund, please see the fund's Consumer Facing Disclosure and Sustainability Process brochure.

Sustainability analysis by Greenbank

The fund's sustainability investment criteria are applied by Greenbank's ethical, sustainable and impact research team using their decades of experience in the field of sustainable investment. These criteria are detailed in full in the Sustainability Process document, but they have been agreed between the fund managers and the team at Greenbank, who will be the final arbiters of the eligibility of assets for inclusion in the funds. Corporate engagement is a crucial leg to the process, and involves the participation of both the fund managers and a dedicated corporate governance team, when scrutinising policies and management teams. For more information on the team and fund, please refer to our brochure.

Fund facts

Authorised Corporate Director (Manager)
Rathbones Asset Management Limited

Depository
NatWest Trustee and Depository Services

Product Type
Single-priced, Open-Ended Investment Company (OEIC), umbrella fund

Date launched/launch price
29 March 2021/100p

Size of fund
Mid-market: £86.94m

Total no. of holdings
95

Charges

Initial charge
None

Annual management charge (AMC)
0.50%

Ongoing charges figure* (OCF) as at 30.06.2024
Inc: 0.60%/Acc: 0.60%

Manager ratings and awards



Management



Will McIntosh-Whyte
Fund Manager

Will is responsible for managing the Greenbank Multi-Asset Portfolio funds and Rathbones Multi-Asset Portfolio funds. He joined the charities team at Rathbones in 2007, and was appointed as an investment manager in 2011, running institutional multi-asset mandates. He has been with the Multi-Asset team since 2015. Will graduated from the University of Manchester Institute of Science and Technology with a BSc Hons in Management, and is a CFA Charterholder.



David Coombs
Fund Manager, Head of Multi-Asset Investments

David heads our multi-asset investments team, which manages the Rathbones Multi-Asset and Rathbones Greenbank Portfolio funds. He joined Rathbones in 2007 after spending 19 years with Baring Asset Management, where he managed multi-asset funds and segregated mandates. He began his career with Hambros Bank in 1984.

Fund ratings



Morningstar Medalist Rating Data Coverage Percent
88
Morningstar Medalist Rating Analyst Driven Percent
55

S-class fund performance

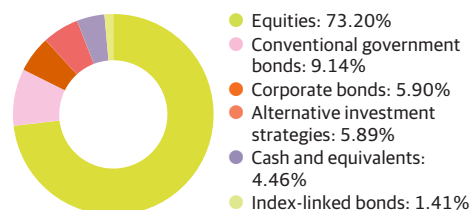
Data as at 31.05.25	YTD	1 year	3 years	Since launch
Rathbone Greenbank Dynamic Growth Portfolio	1.72%	5.78%	9.75%	9.34%
UK Consumer Price Index +4%	3.98%	7.65%	29.56%	49.20%

Discrete performance, to previous quarter. 12 months ending:	Mar 25	Mar 24	Mar 23	Mar 22	Mar 21
Rathbone Greenbank Dynamic Growth Portfolio	0.90%	10.05%	-8.47%	4.27%	-
UK Consumer Price Index +4%	6.90%	7.59%	14.87%	10.41%	-

Performance shown net of all fund fees. Data using prices as at 31.05.2025. UK Consumer Price Inflation figures quoted with a one month lag. Past performance should not be seen as an indication of future performance. The value of investments and the income from them may go down as well as up and you may not get back your original investment.

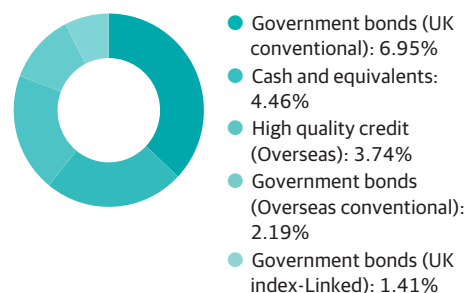
Asset class split

Data as at 31.05.25



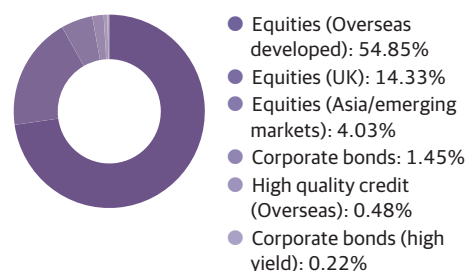
Liquidity

Currently 18.75% of total fund (range 0%-30%)



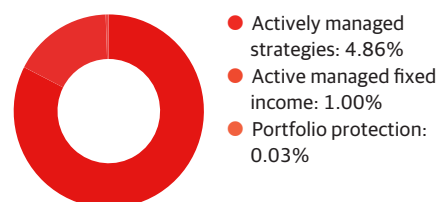
Equity-type risk

Currently 75.36% of total fund (range 50%-90%)



Diversifiers

Currently 5.89% of total fund (range 0%-30%)



Distributions per share

	Ex div	Payment	
Interim	01 Apr 25	31 May 25	0.44p
Interim	01 Jan 25	28 Feb 25	0.46p
Interim	01 Oct 24	30 Nov 24	0.52p
Interim	01 Jul 24	31 Aug 24	0.80p

Year end 30 June

Historic distributions based on Inc shares

You should know

Important information

Copies of the Prospectus, the Key Investor Information Document (KIID), the Supplementary Information Document (SID), and application forms may be obtained, free of charge, from Rathbones Asset Management Limited.

The use of derivatives for investment purposes may increase the volatility of a sub-fund's net asset value and may increase its risk profile.

Emerging markets are volatile and may suffer from liquidity problems. Changes in rates of exchange between currencies may cause the value of investments to decrease or increase.

Details of tax levels and reliefs may change in the future. The value of any tax relief depends on individual circumstances. If you have doubts about your tax position, or the suitability of this investment, you should seek professional advice.

As the Manager's annual fee is taken from capital, that capital may be eroded or growth restricted to the extent of the charge and that, while there may as a result be a reduction in liability for Capital Gains Tax, there will be some increase in Income Tax liability for tax paying shareholders.

Information notes

If you require clarity on any of the terms used in this factsheet then please refer to our Supplementary Information Document for further explanation.

^The ongoing charges figure (OCF) includes the Annual Management Charge and all appropriate costs that may be deducted from the fund's assets, in line with current regulatory and industry guidance. Where appropriate, the OCF may include a synthetic element relating to the costs incurred in underlying collective investment undertakings, where permitted by the Prospectus. The OCF is included in the Annual or Interim report and are calculated biannually.

Source performance data FE fundinfo, mid to mid, net income re-invested. This is net of expenses and tax. Data using prices as at 31.05.2025. UK Consumer Price Inflation figures quoted with a one month lag.

Dynamic Planner® is a registered trademark of Distribution Technology.

© 2025 Morningstar. All Rights Reserved. The information contained herein: (1) is proprietary to Morningstar and/or its content providers; (2) may not be copied or distributed; and (3) is not warranted to be accurate, complete or timely. Neither Morningstar nor its content providers are responsible for any damages or losses arising from any use of this information. Past performance is no guarantee of future results. Rating update as of 30/04/2025

Top holdings	%
Cash	4.46
Treasury 1.5% 31/07/2053	2.70
European Investment Bank 2.625% 04/09/2034	1.71
Treasury 7/8% Green Gilt 31/07/2033	1.61
Treasury 3/4% Index-linked Stock 22/03/2034	1.41
UK T-Bill 0% 04/08/2025	1.28
European Investment Bank 2.75% 16/01/2034	1.25
New South Wales Treasury 2.5% 22/11/2032	1.19
Treasury 0.625% 31/07/2035	0.78
Asian Development Bank 1.5% 4/03/2031	0.78

Top direct holdings	%
Microsoft	1.71
National Grid	1.41
Visa	1.41
SSE	1.37
ServiceNow	1.30
Waste Management	1.29
TSMC	1.28
RELX	1.28
Mastercard	1.27
ASML	1.27

Top holdings	%
Citi Commodity Curve Seasonally Adjusted Note June 2026	1.58
Bank of America European Catapult Strategy	1.18
SocGen USD Balloon Phoenix Autocall	1.11
Société Générale US Rates Volatility Note	1.00
JP Morgan (ADB green) 4.5% Dispersion Cert Jan 26	0.99
Morgan Stanley S&P Put Option Aug 2025	0.03

Dealing/valuation

Forward daily: 9.00am-5.00pm

Valuation point: 12.00 midday

Dealing/valuation: 0330 123 3810

Information line: 020 7399 0399

Fund codes

Sedol (Inc): BMQC6H2

Sedol (Acc): BMQC6J4

ISIN (Inc): GB00BMQC6H25

ISIN (Acc): GB00BMQC6J49

Minimum initial investment

£1,000

Minimum additional investments

£500